

Percents Are Fractions

WAP 1

Instructions: For these percentages and their fraction form, fill in whichever number is missing.

Examples

$$25\% = \frac{25}{100}$$

Missing Top

$$7\% = \frac{7}{100}$$

Missing Bottom

$$105\% = \frac{105}{100}$$

Missing Percent

$$1 \quad 32\% = \frac{32}{100}$$

$$2 \quad 8\% = \frac{8}{100}$$

$$3 \quad 14\% = \frac{14}{100}$$

$$4 \quad 215\% = \frac{215}{100}$$

$$5 \quad 4\% = \frac{4}{100}$$

$$6 \quad 33\% = \frac{33}{100}$$

$$7 \quad 70\% = \frac{70}{100}$$

$$8 \quad 150\% = \frac{150}{100}$$

$$9 \quad 55\% = \frac{55}{100}$$

$$10 \quad 17\% = \frac{17}{100}$$

$$11 \quad 134\% = \frac{134}{100}$$

$$12 \quad 64\% = \frac{64}{100}$$

$$13 \quad 29\% = \frac{29}{100}$$

$$14 \quad 82\% = \frac{82}{100}$$

Decimal Form of a Percent

WAP 2

Instructions: Write these percent in their decimal form by moving the decimal point two places to the left.

1 25% = 0.25

2 10% = 0.10

3 14% = 0.14

4 75% = 0.75

5 30% = 0.30

6 100% = 1.00

7 67% = 0.67

8 135% = 1.35

9 82% = 0.82

10 8% = 0.08

11 50% = 0.50

12 47% = 0.47

13 33% = 0.33

14 250% = 2.50

15 5% = 0.05

16 21% = 0.21

17 7% = 0.07

18 327% = 3.27

19 99% = 0.99

20 109% = 1.09

Converting Decimals to Percents

WAP 3

Instructions: Re-write the decimal number in percent form by moving the decimal two places to the right and then using the percent symbol.

1 $0.25 = \underline{25\%}$

2 $0.10 = \underline{10\%}$

3 $0.09 = \underline{9\%}$

4 $0.70 = \underline{70\%}$

5 $0.32 = \underline{32\%}$

6 $2.65 = \underline{265\%}$

7 $0.46 = \underline{46\%}$

8 $0.11 = \underline{11\%}$

9 $0.03 = \underline{3\%}$

10 $0.5 = \underline{50\%}$

11 $0.87 = \underline{87\%}$

12 $1.01 = \underline{101\%}$

13 $1.00 = \underline{100\%}$

14 $0.99 = \underline{99\%}$

15 $1.15 = \underline{115\%}$

16 $0.61 = \underline{61\%}$

17 $0.75 = \underline{75\%}$

18 $0.2 = \underline{20\%}$

19 $0.20 = \underline{20\%}$

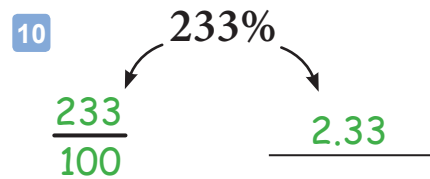
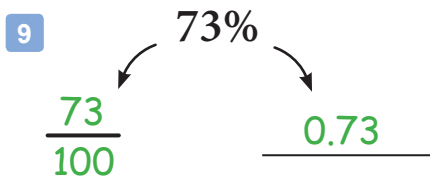
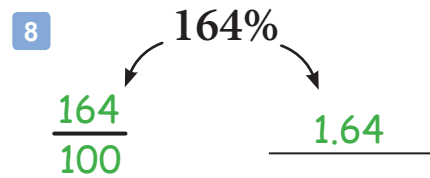
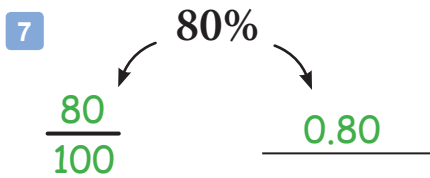
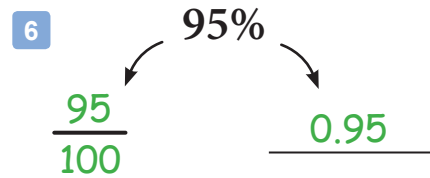
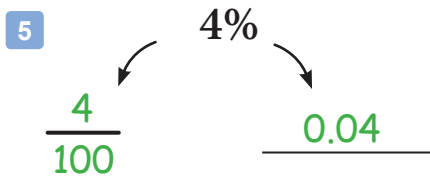
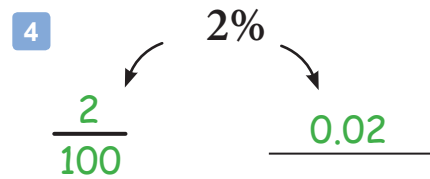
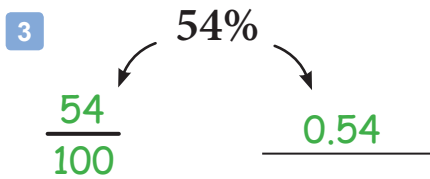
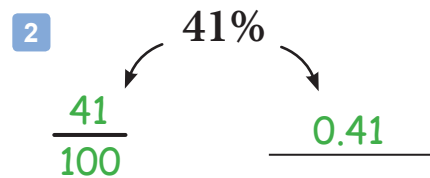
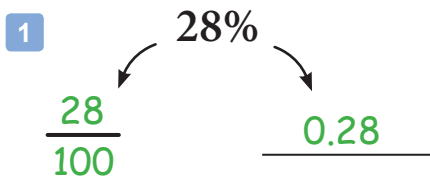
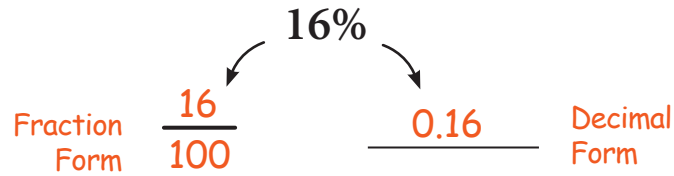
20 $0.38 = \underline{38\%}$

Fraction Form OR Decimal Form

WAP 4

Instructions: Write the fraction form and decimal form of each percent.

Example



Percents That Are Also Decimals

WAP 5

Instructions: The rules for percents and decimals apply the same way even if the numbers are already decimals. Convert each percent to decimal form and convert each decimal to percent form.

Example

$$35.2\% = \underline{0.352}$$

Move the decimal two places to the left to get the decimal form of a percent.

$$0.045 = \underline{4.5\%}$$

Move the decimal two places to the right to turn a decimal into a percent.

1 $22.5\% = \underline{0.225}$

2 $0.185 = \underline{18.5\%}$

3 $10.6\% = \underline{0.106}$

4 $0.757 = \underline{75.7\%}$

5 $5.1\% = \underline{0.051}$

6 $0.025 = \underline{2.5\%}$

7 $56.3\% = \underline{0.563}$

8 $0.012 = \underline{1.2\%}$

9 $85.5\% = \underline{0.855}$

10 $1.548 = \underline{154.8\%}$

11 $6.4\% = \underline{0.064}$

12 $0.499 = \underline{49.9\%}$

13 $125.8\% = \underline{1.258}$

14 $0.081 = \underline{8.1\%}$

15 $100.5\% = \underline{1.005}$

16 $0.1065 = \underline{10.65\%}$

17 $30.25\% = \underline{0.3025}$

18 $2.253 = \underline{225.3\%}$

19 $4.33\% = \underline{0.0433}$

20 $1.354 = \underline{135.4\%}$